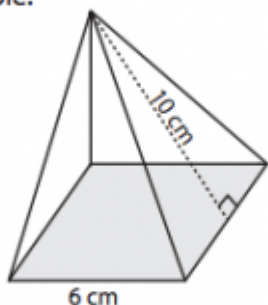


**Answer Key**

Example:



$$\text{Surface area} = \text{base area} + \frac{1}{2} \times \text{perimeter} \times \text{slant height}$$

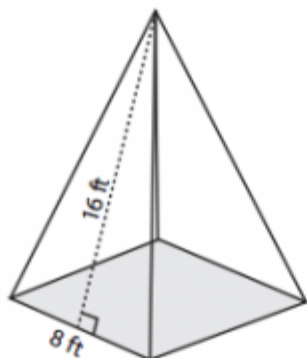
$$\text{Base area} = \text{side} \times \text{side} = 6 \times 6 = 36 \text{ cm}^2$$

$$\text{Perimeter} = 4 \times \text{side} = 4 \times 6 = 24 \text{ cm}$$

$$\begin{aligned} \text{Surface area} &= 36 + \frac{1}{2} \times 24 \times 10 \\ &= \mathbf{156 \text{ cm}^2} \end{aligned}$$

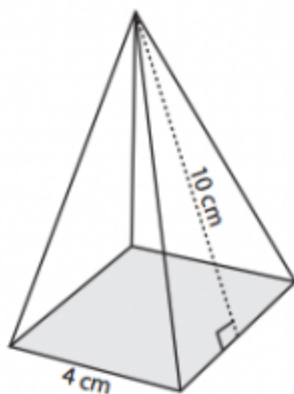
Find the surface area of each square pyramid.

1)



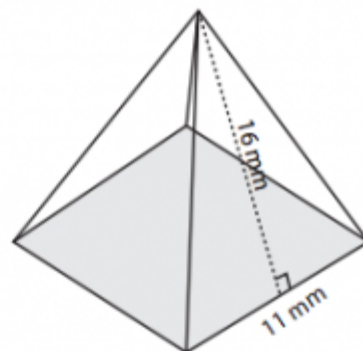
$$\text{Surface Area} = \mathbf{320 \text{ ft}^2}$$

2)



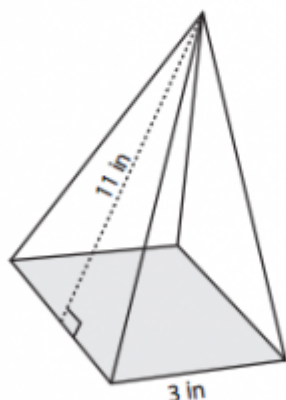
$$\text{Surface Area} = \mathbf{96 \text{ cm}^2}$$

3)



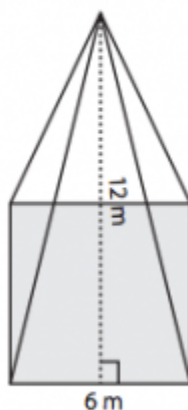
$$\text{Surface Area} = \mathbf{473 \text{ mm}^2}$$

4)



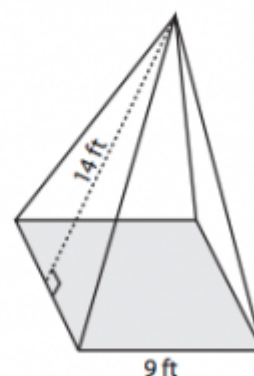
$$\text{Surface Area} = \mathbf{75 \text{ in}^2}$$

5)



$$\text{Surface Area} = \mathbf{180 \text{ m}^2}$$

6)



$$\text{Surface Area} = \mathbf{333 \text{ ft}^2}$$