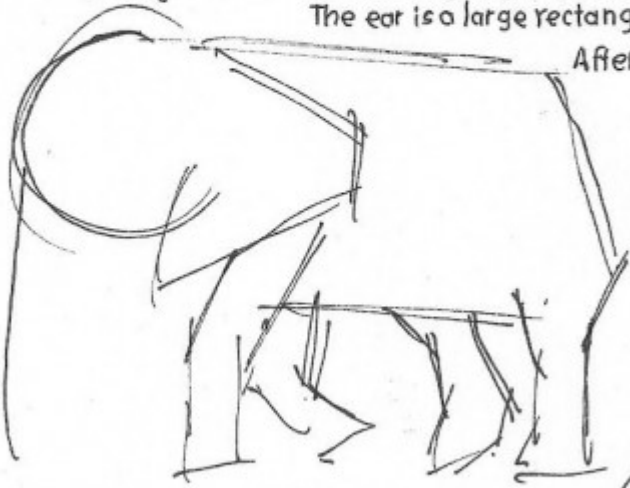



HOW TO DRAW AN ELEPHANT

Use basic shapes like rectangles and squares to build a basic shape.
The body is a large rectangle,
The legs are different rectangles going different directions.
The ear is a large rectangle kind of sideways.




After you have a good outline start to round it off.

Round up slightly the shoulder.
Round up the hip at the back and the top
Round off the bend of the knees.
The toes look like the letter "m."
Round down the belly just slightly



Round off the ears.
The ears will have a rough edge
The eye is small
It is low and back by the ear,
Last draw the tusk and the trunk,
Add a lot of wrinkles.



Shadow the legs on the other side,
Color him grey

©Adron