

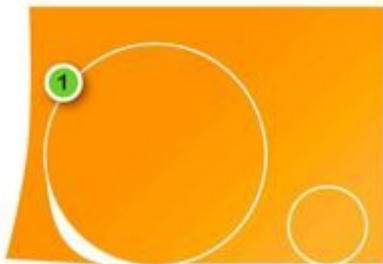
Make a little pig mask!

what you'll need

- Construction Paper/Cardboard
- Glue/Tape
- Scissors
- String/Yarn

optional:


- Stick-on eyes
- Paper Plate



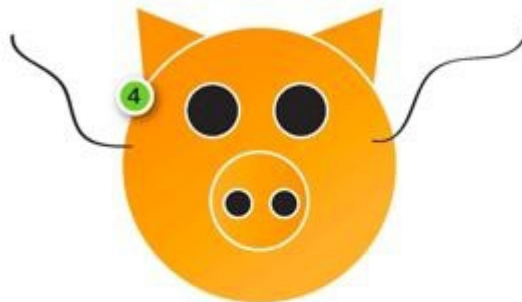
You may use a paper plate for the face, or cut out a large circle from construction paper, and a medium size circle to make the nose.



Cut out 2 small triangles to make the ears.



Cut out two medium size circles to make the eyes, or just color in the eyes using a black marker. Cut out two small circles to make the nostrils or just color in two little circles using a black marker.



Paste them together as shown. Punch holes on both sides as shown and tie the strings. Color mask as needed.

DONE!