


The Liberty Bell Worksheets


Name: _____

Founding of the Bell




Let's look back on the early times when the Liberty Bell was called the State House Bell and when it was less symbolic and more functional. Answer the following questions about the founding of the bell.

What was the purpose of the State House Bell?



Name: _____

Bell or Bluff



Read the following statements carefully. Color the bell **BLUE** if the statement next to it is true and **RED** if the statement is a bluff.

The Liberty Bell was intentionally made with a crack because it is symbolic.

The Liberty Bell is located in Independence and has not been moved.

The Liberty Bell was cast in London in 1752.


The circumference around the bell's lip is 3 feet. The bell is 12 feet from its lip to crown.

The Liberty Bell became a symbol of liberty during the abolitionist movement.


THE LIBERTY BELL WORKSHEETS

Name: _____

Parts of a Bell



A bell has the shape of a hollow cup that when struck vibrates and produces a striking sound. Label the parts of a bell by choosing from the word bank at the bottom of the page.



SHOULDER - READ LINE - CROWN
WAIST - LIP - CLAPPER - SOUND BOW

THE LIBERTY BELL WORKSHEETS