








# Guess the Leaf Shape

Different leaves have different shapes. Can you guess the shape? Write your answers in the boxes provided.  
(Find the answers on the next page.)

 <input data-bbox="228 851 427 929" type="text"/>	 <input data-bbox="555 851 754 929" type="text"/>	 <input data-bbox="850 851 1050 929" type="text"/>
 <input data-bbox="339 1299 539 1377" type="text"/>	 <input data-bbox="802 1299 1002 1377" type="text"/>	