

Name


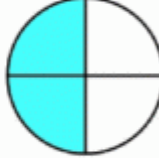






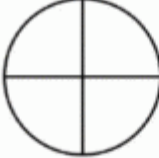
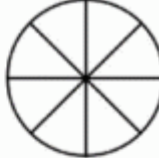

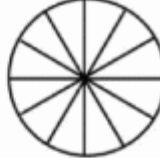
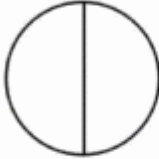
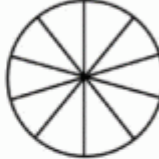

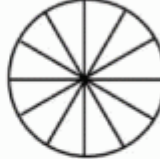
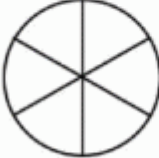
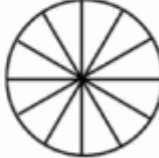

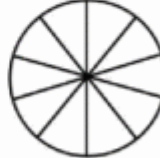
Date



## EQUIVALENT FRACTIONS WITH CIRCLES SHEET 1

If two fractions are equivalent it means that they are equal, or represent the same amount.

Shade the correct amount of each circle to show the two fractions are equivalent. The first one has been done for you.

1)		=		6)		=	
	$\frac{1}{2}$		$\frac{2}{4}$		$\frac{6}{9}$		$\frac{2}{3}$
2)		=		7)		=	
	$\frac{1}{3}$		$\frac{3}{9}$		$\frac{2}{10}$		$\frac{1}{5}$
3)		=		8)		=	
	$\frac{2}{4}$		$\frac{2}{8}$		$\frac{1}{4}$		$\frac{3}{12}$
4)		=		9)		=	
	$\frac{1}{2}$		$\frac{5}{10}$		$\frac{2}{3}$		$\frac{8}{12}$
5)		=		10)		=	
	$\frac{1}{6}$		$\frac{2}{12}$		$\frac{3}{5}$		$\frac{6}{10}$