
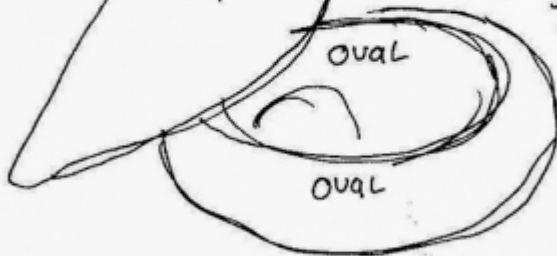


How to Draw a Robin's Nest



use basic shapes to work out the design.

the chick has a circle for a body, triangles for wings, a circle for a head and triangles for mouth.




Put some leaves below the nest and some behind the nest.

the tree trunk is parallel lines, it is wider below and narrow above.



Give texture to the nest with long lines going sideways, they should follow the curve.

give texture to the tree bark
Add shadows.



©Adron '14

Drawing lessons for the young artist. blogspot.com