


## TREES IN SILHOUETTE

This unique landscape has only a background and a foreground.

Use a light pencil for the background.



Use choppy short strokes to create the effect of a grassy hill.

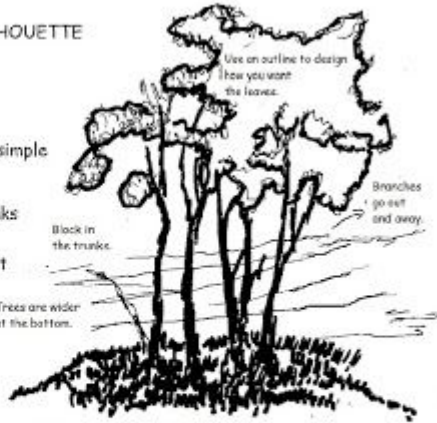
Don't just scribble, use short lines to give texture to the leaves.

Keep the background simple and light.

Make tree trunks interesting - not just straight lines,

Black in the trunks.

Trees are wider at the bottom.



Use an outline to design how you want the leaves.


Branches go out and away.

Leave some patches of grass blank.

Don't go all the way to the bottom sides or too.

Leave a few openings for the birds to fly through. Add a few twigs in the openings.

It looks very beautiful if you have a bright sky or colorful sunset behind the trees.



© Adron '11